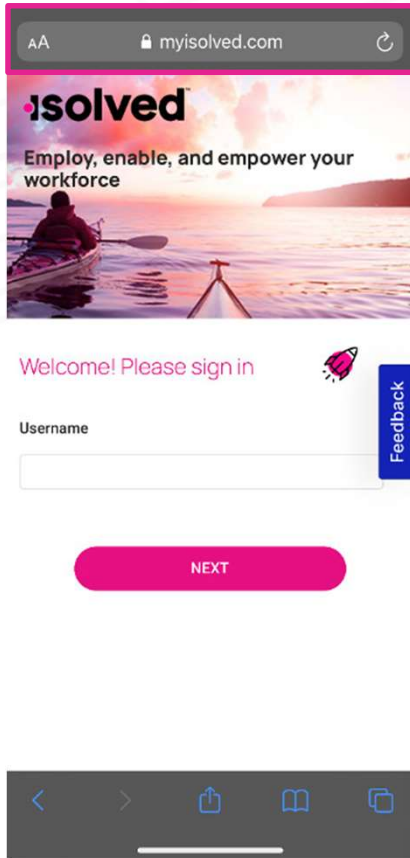


# Adaptive Employee Experience Guide!

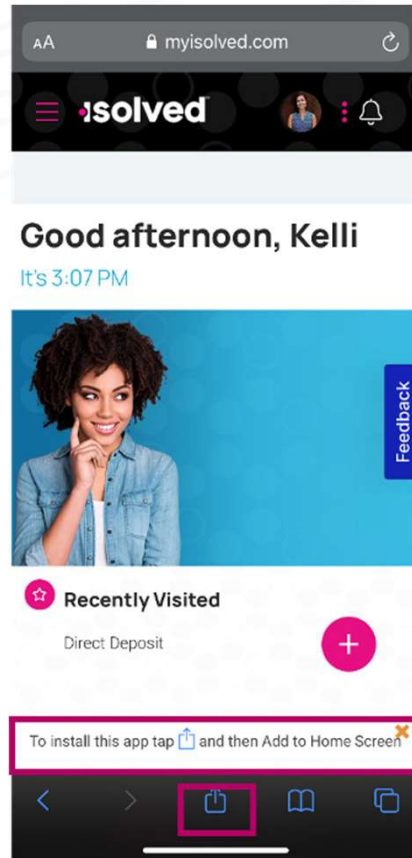
Step-by-step guide for transitioning to the new isolved interface.



## 1 Step 1

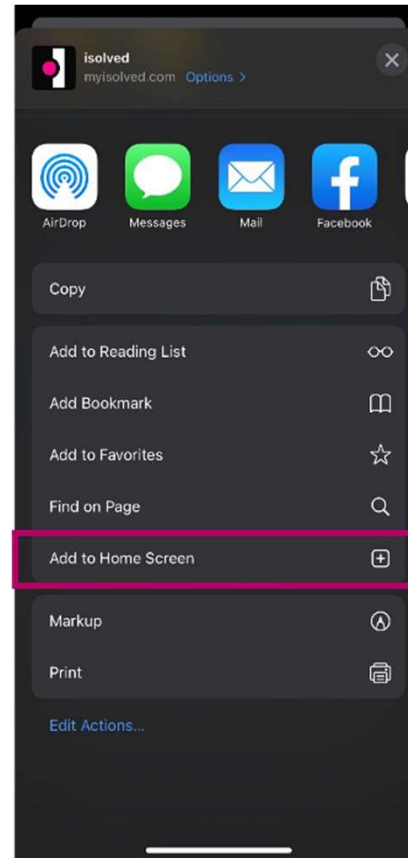
Using your mobile device, open your web browser (**Google Chrome** on Android or **Safari** on iPhone) and type in the URL below or copy and paste it into the browser.

[summithrpayroll.myisolved.com/cloudservice](https://summithrpayroll.myisolved.com/cloudservice)




## 2 Step 2

Once logged in, you will be prompted at the bottom to install the app to your Home Screen. Tap the **share icon** in the middle.



## 3 Step 3

Select the **“Add to Home Screen”** link from the list of options.



## 4 Step 4

The iSolved “app” icon will be added to your mobile home screen for easy access.